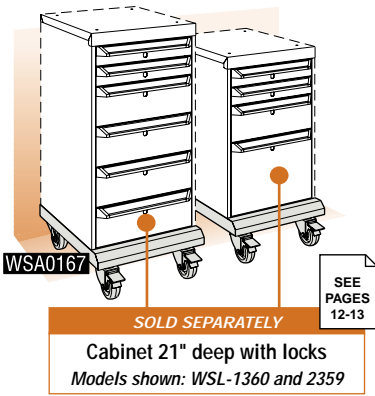


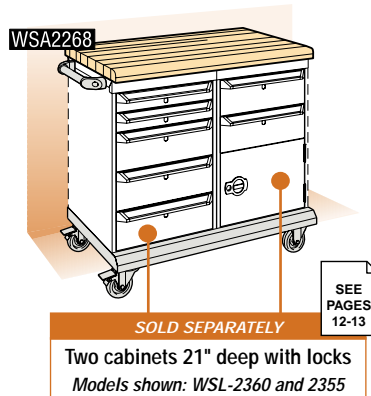
Mobile cabinets



Single mobile cabinet

- Model including:
- 1 cart for mobile cabinet
 - 1 pair of rigid casters
 - 1 pair of swivel casters with total brake
- If necessary, a WS74 push-handle may be ordered and fastened to the front of the housing.

Model number with cabinets shown:
WSC0143 (34" cabinet with locks)
WSC0144 (28" cabinet with locks)



Twin mobile cabinets

- Model including:
- 1 cart for mobile cabinets
 - 1 pair of rigid casters
 - 1 pair of swivel casters with total brake
 - 1 push-handle
 - 1 laminated wood top 36"w x 24"d
- Model number with cabinets shown:
WSC0142 (28"h cabinets with locks)

Dimensions			Type of top
width	depth	height	None
18"	21"	33"/39"	WSA0167

Dimensions			Type of top
width	depth	height	Laminated wood
36"	24"	35"/41"	WSA2268

WORK STATIONS

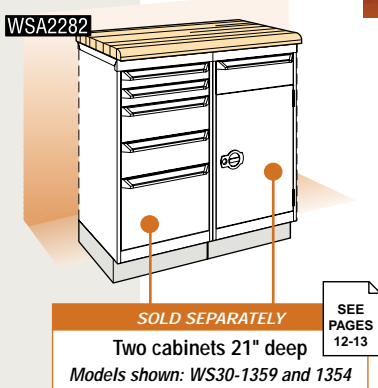


To prevent drawers from opening accidentally while moving a mobile unit, order a vertical security bar WS38.

SEE PAGE 20

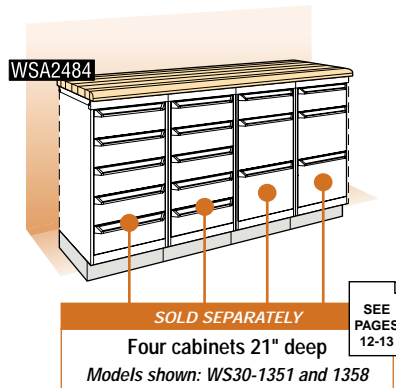


Counters



Counter with two cabinets

- Model including:
- Your choice of top
 - 2 bases 4"h for 21" deep cabinets
- Model number with cabinets shown:
WSC0123



Counter with four cabinets

- Model including:
- Your choice of top
 - 4 bases 4"h for 21" deep cabinets
- Model number with cabinets shown:
WSC0124

Dimensions			Type of top
width	depth	height	Laminated wood
36"	24"	34"/40"	WSA2282

Dimensions			Type of top
width	depth	height	Laminated wood
72"	24"	34"/40"	WSA2484
72"	30"	34"/40"	WSA2485